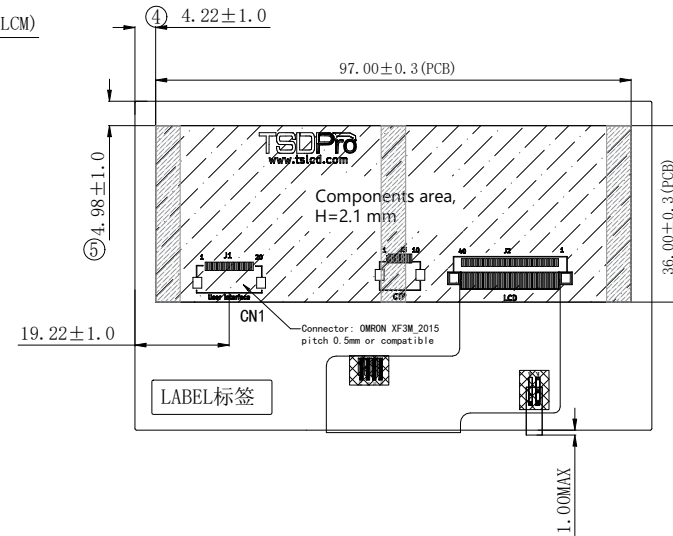
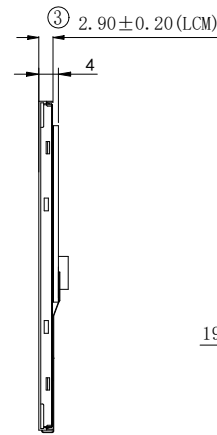
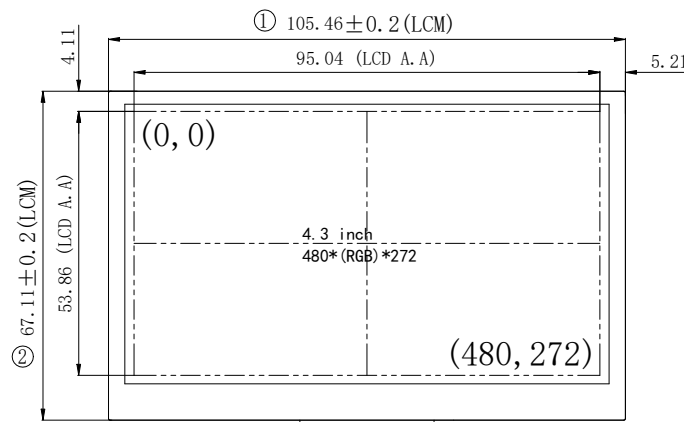


Front View

Side View

Back View



CN1

PIN	DESCRIPTION
1	VDD+5V
2	VDD+5V
3	NC
4	GND
5	GND
6	NC
7	NC
8	GND
9	NC
10	BEEP/NC
11	GND
12	USB_DM
13	USB_DP
14	GND
15	GND
16	UART_TXD
17	UART_RXD
18	SYS_RST
19	BUSY
20	GND

NOTES:

1. GENERAL TOLERANCE: ± 0.2
2. () REFERENCE DIMENSION
3. Important dimension: ①~⑤



CURRENT: IF=20*2=40mA, 15.5V (REF.) PCB with LED Diver

Features :

1. Use PC software editor UI;
2. USB port update;
3. UART interface, applicable to small microcontrollers with limited resource, such as 8051, AVR, PIC, Z80, ARM and etc.
4. Option: UART can be converted to RS-232, RS-485 or USB serial port.

LCM Type	4.3" TFT Transmissive Normally black TN
Resolution	480(RGB)*272
View Direction	12 o'clock
LCD driver IC	ST7282
Color depth	16.7M
Interface types	UART
Operating voltage	VDD: +5.0V; I/O: 3.3V
With TP/Lens	Without
Backlight	10 LEDs, 40mA, 15.5V (typ)
Surface luminance	500 cd/m ²
Operating temperature	-20°C~70°C
Storage temperature	-30°C~80°C
Color chromaticity	[white] x: 0.30±0.03; y: 0.32±0.03

版本 (Version)	变更记录 (Revise History)	日期 (Date)	设计 (DESIGN)	Hcr
A0	Initial release	2022.09.14	审核 (CHECKED)	Aron
			批准 (APPROVED)	Aron
			客户承认 (CUSTOMER APPROVAL)	



TITLE: LCM+PCB	页面 (Page) 1 / 1
Drawing No. ProLCD-T043N01	单位 (Unit) mm
	比例 (SCALE) 1 : 1
	角度 (Angle)